

Veermata Jijabai Technological Institute, Mumbai-19
IT Infrastructure Department

Date: 04.10.2023

Subject: Student Email Address distribution & ABC ID schedule for B.Tech Degree Direct Second Year students admitted in academic year 2023-24.

It is decided to give email addresses to the students of **Direct Second Year B.Tech Degree Branches admitted in academic year 2023-24**, under VJTI domain. Pertaining to this, all students are informed to report to CCF1 as per the schedule mentioned below and collect their Email Ids.

SR No.	Class	Date	Reporting Time	Venue
1	Electronics & Tel Engineering	05.10.2023	11:15 AM to 11:45 AM	CCF-1
2	Computer Engineering		11:45 AM to 12:15 PM	
3	Electronics Engineering		12:15 PM to 12:45 PM	
4	Civil Engineering		12:45 PM to 01:15 PM	
5	Electrical Engineering		02:00 PM to 02:30 PM	
6	Information Engineering		02:30 PM to 03:00 PM	
7	Mechanical Engineering		03:00 PM to 03:30 PM	
8	Production Engineering		03:30 PM to 04:00 PM	
9	Textile Engineering		04:00 PM to 04:30 PM	

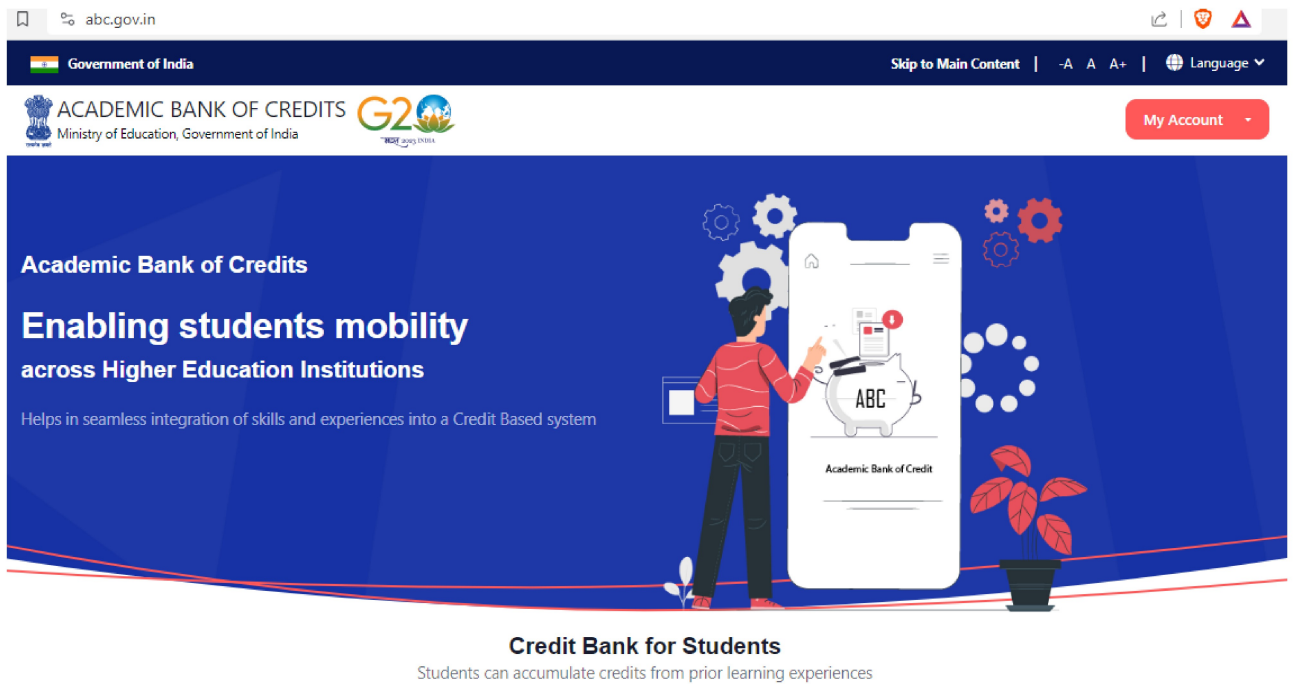
Guidelines to Students and Class Teachers for ABC ID Generation.

1. All students have to stick to the above-mentioned schedule.
2. Students should bring with them,
 - A. Email Id (personal)
 - B. Active Mobile Number (Aadhaar Linked mobile numbers).
 - C. Aadhaar Card with mobile number linked (To create a Student Account on ("<https://www.abc.gov.in/>")).

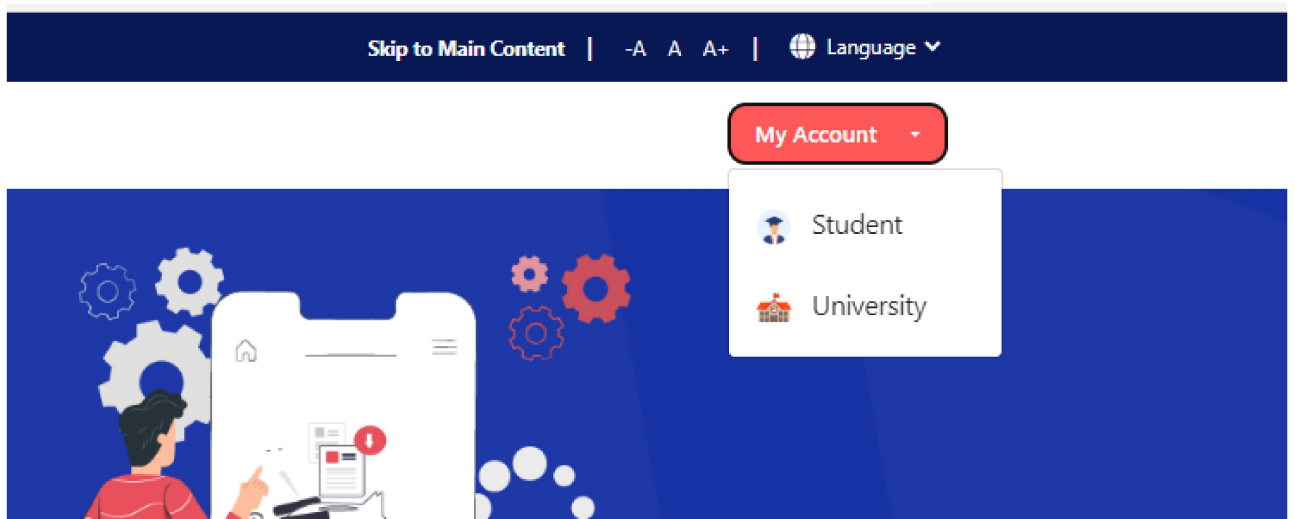
Steps to follow for ABC ID creations are given in **annexure-I**.

Annexure -I

1. Log in to <https://abc.gov.in>



2. Click on “My Account” & Then select “Students”.



3. Click on "Sign up"

Meri Pehchaan NATIONAL SINGLE SIGN-ON G20

Sign In to your account via **DigiLocker**

Mobile Username Others

Mobile*

PIN*

[Forgot security PIN?](#)

PIN less authentication

I consent to [terms of use](#).

Sign In

New user? Sign up

OR

Continue with

e-Promoon Arichay

4. Fill in all the details mentioned below.

Meri Pehchaan NATIONAL SINGLE SIGN-ON G20

Sign up for **DigiLocker**

Mobile Number*

Generate OTP

Full Name*

Date of Birth dd* mm* yyy*

Select Gender*

Username*

PIN*

Confirm PIN*

I consent to [terms of use](#).

Verify

[Sign in to an existing account](#)

Veermata Jijabai Technological Institute, Mumbai-19
IT Infrastructure Department

5. Enter your credentials to SIGN IN

Meri Pehchaan NATIONAL SINGLE SIGN-ON G20 "सर्वोत्तम" agney INDIA

Sign In to your account via **DigiLocker**

Mobile Username Others

Mobile*

PIN*

[Forgot security PIN?](#)

PIN less authentication

I consent to [terms of use](#).

Sign In

New user? [Sign up](#)

OR

Continue with

e-Pramaan जनARICHAY

6. Search in search bar "ABC" & Select "ABC Delhi"

7. Enter Details.

11:00 41%

← Academic Bank of Credits

ABC ID Card

Name(from aadhaar)
Rahul Ratan Bhosale

Date of Birth
06-12-1996

Gender
Male

Admission Year *
Select Admission Year

Identity Type *
Select Identity Type

Identity Value *
Example: 16270XX

Select Institution Name *

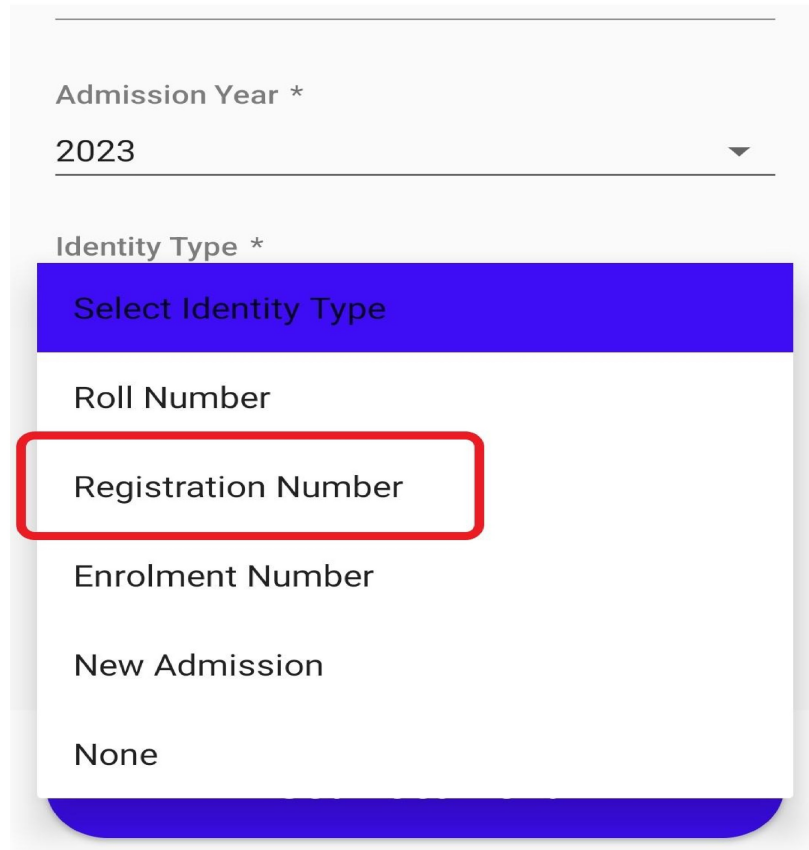
I provide my consent to DigiLocker to share my details with the Issuers for the purpose of fetching my

Get Document

Veermata Jijabai Technological Institute, Mumbai-19
IT Infrastructure Department

8. Select Admission Year - **"2023"**

9. Select Identity Type **"Registration number"**



The screenshot shows a web form with two dropdown menus. The first dropdown is labeled 'Admission Year *' and has '2023' selected. The second dropdown is labeled 'Identity Type *' and has a list of options: 'Select Identity Type', 'Roll Number', 'Registration Number', 'Enrolment Number', 'New Admission', and 'None'. The 'Registration Number' option is highlighted with a red rectangular border.

10. Enter your **Identity value** as your **"Registration Number"**

11. Select Institution Name as **"VEERMATA JIJABAI TECHNOLOGICAL INSTITUTE"**

12. Sign In with your vjti Email ID & Open the following link then fill google form available on below link.

https://docs.google.com/forms/d/1MX8IGPfdwwOEMUHc-2hNGFv2MO7eUTkfbAW0GJBHPc/viewform?ts=64465e07&edit_requested=true