

Veer mata Jijabai Technological Institute, Mumbai-19
IT Infrastructure Department

Date: 06.11.2024

Subject: ABC ID registration schedule for B.Tech Degree Final Year students.

VJTI examination section should have ABC ids of Final Year students. The ABC ID registration schedule is held from 06.11.2024 to 08.11.2024.

All B.Tech Final Year students are required to report to complete the ID registration. Additionally, please fill out the Google Form available at the link provided below. (**Note:- To access the link it is mandatory to login using VJTI email id only.**)

<https://forms.gle/BMYF7C4VfEFK4Mys6>

Guidelines to Students and Class Teachers for ABC ID Generation.

Students should bring with them,

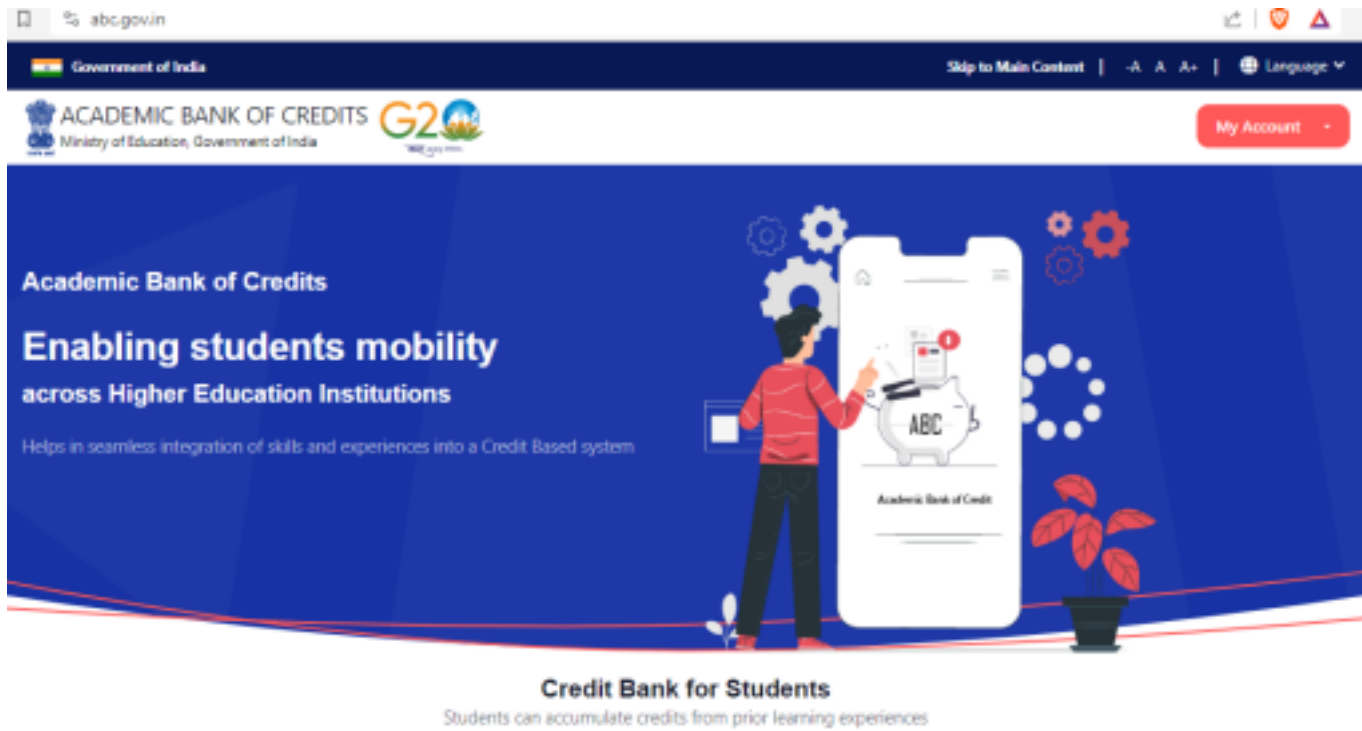
- A. Email Id (personal)
- B. Active Mobile Number (Aadhaar Linked mobile numbers).
- C. Aadhaar Card with mobile number linked (To create a Student Account on ("https://www.abc.gov.in/").
- D. Students Can complete ABC ID registration using Laptop And Mobile.
- E. Any Issue regarding ABC ID registration Kindly Contact Academic Section and CCF

Steps to follow for ABC ID creations are given in annexure-I.

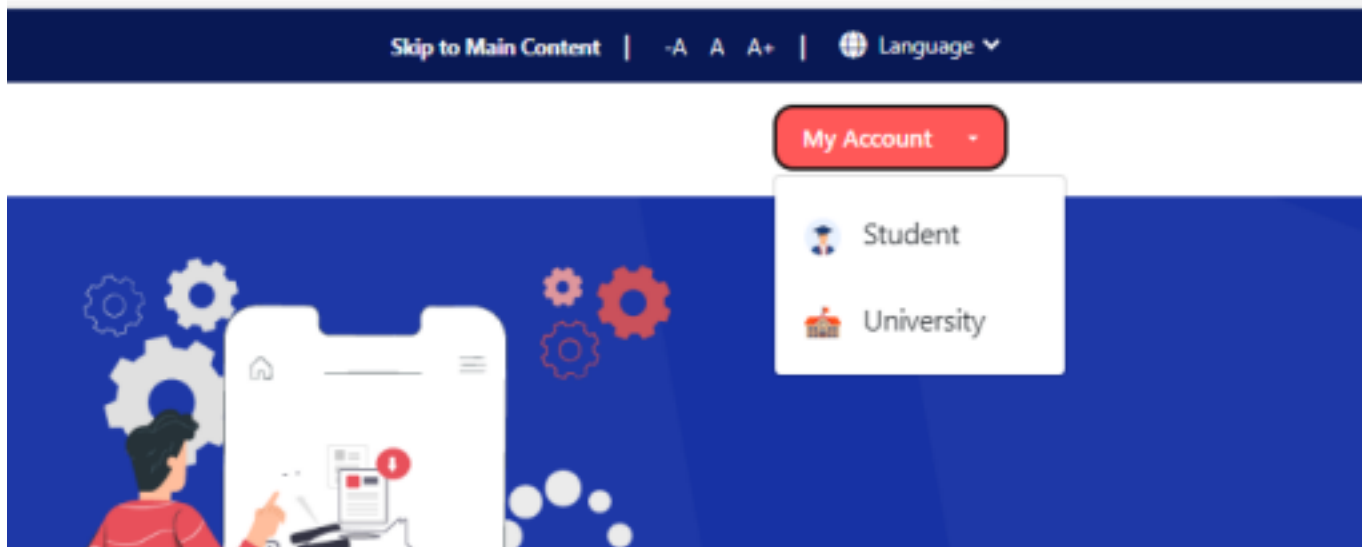
Veer mata Jijabai Technological Institute, Mumbai-19
IT Infrastructure Department

Annexure -I

1. Log in to <https://abc.gov.in>



2. Click on “My Account” & Then select “Students”.



Veermata Jijabai Technological Institute, Mumbai-19
IT Infrastructure Department

3. Click on “Sign up”

Sign In to your account via **DigiLocker**

Mobile Username Others

Mobile*

PIN*

[Forgot security PIN?](#)

PIN less authentication

I consent to [terms of use](#).

Sign In

New user? Sign up

OR

Continue with

Een जनशिक्षण

4. Fill in all the details mentioned below.

Sign up for **DigiLocker**

Mobile Number*

Generate OTP

Full Name*

Date of Birth dd* mm* yyyy*

Select Gender*

Username*

PIN*

Confirm PIN*

I consent to [terms of use](#).

Verify

[Sign in to an existing account](#)

Veermata Jijabai Technological Institute, Mumbai-19
IT Infrastructure Department

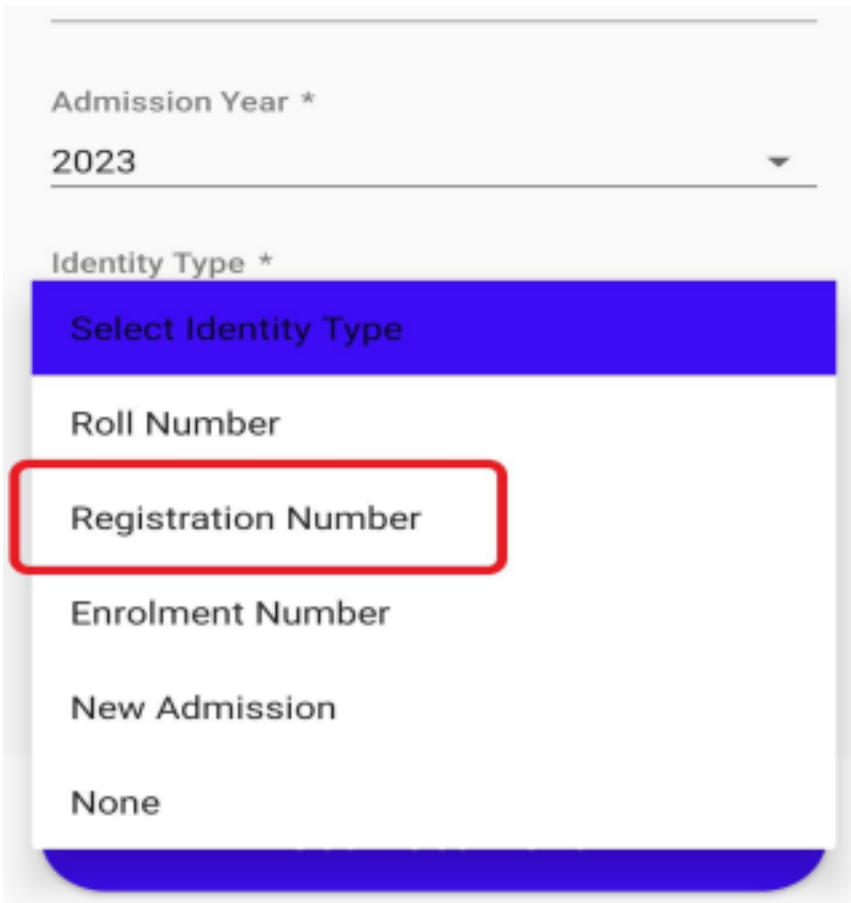
5. Enter your credentials to SIGN IN

6. Search in search bar "ABC" & Select "ABC Delhi"
7. Enter Details.

Veermata Jijabai Technological Institute, Mumbai-19
IT Infrastructure Department

8. Select Admission Year - "2024"

9. Select Identity Type "Registration number"



The image shows a screenshot of a web form. At the top, there is a dropdown menu for 'Admission Year *' with '2023' selected. Below it is another dropdown menu for 'Identity Type *'. The dropdown menu is open, showing a blue header 'Select Identity Type' and several options: 'Roll Number', 'Registration Number', 'Enrolment Number', 'New Admission', and 'None'. The 'Registration Number' option is highlighted with a red rectangular border.

10. Enter your Identity value as your "Registration Number"

11. Select Institution Name as "VEERMATA JIJABAI TECHNOLOGICAL INSTITUTE" 12. Sign In with your vjti Email ID & Open the following link then fill google form available on below link.

<https://forms.gle/BMYF7C4VfEFK4Mys6>